

Human TNFRSF12A/TWEAKR Protein

Cat. No. TNF-HM20A

Description

Source	Recombinant Human TNFRSF12A/TWEAKR Protein is expressed from HEK293 with hFc tag at the N-Terminus. It contains Glu28-Per80.
Accession	Q9NP84-1
Molecular Weight	The protein has a predicted MW of 32.9 kDa. Due to glycosylation, the protein migrates to 38-45 kDa based on Bis-Tris PAGE result.
Endotoxin	Less than 1EU per μg by the LAL method.
Purity	> 95% as determined by Bis-Tris PAGE

Formulation and Storage

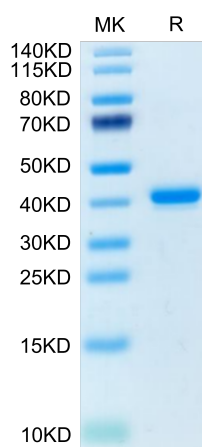
Formulation	Lyophilized from 0.22 μm filtered solution in PBS (pH 7.4). Normally 8% trehalose is added as protectant before lyophilization.
Reconstitution	Centrifuge the tube before opening. Reconstituting to a concentration more than 100 $\mu\text{g}/\text{ml}$ is recommended. Dissolve the lyophilized protein in distilled water.
Storage	-20 to -80°C for 12 months as supplied from date of receipt. -80°C for 3 months after reconstitution. Recommend to aliquot the protein into smaller quantities for optimal storage. Please minimize freeze-thaw cycles.

Background

Thyroid cancer (TC) is the most well-known endocrine neoplasia as well as a common malignant tumor in the head and neck. TNFRSF12A expression may be a potential useful prognostic molecular biomarker of bad survival in thyroid cancer, in addition, PPAR signaling pathway, insulin signaling pathway, mTOR signaling pathway may be the key pathway controlled by TNFRSF12A in thyroid cancer. Further experimental ought to be performed to demonstrate the biologic effect of TNFRSF12A.

Assay Data

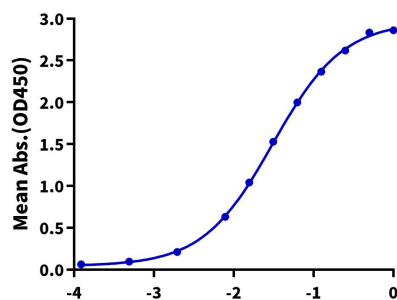
Bis-Tris PAGE



Human TNFRSF12A on Bis-Tris PAGE under reduced condition. The purity is greater than 95%.

ELISA Data

Human TNFRSF12A, hFc Tag ELISA
0.1 μg Human TNFRSF12A, hFc Tag Per Well

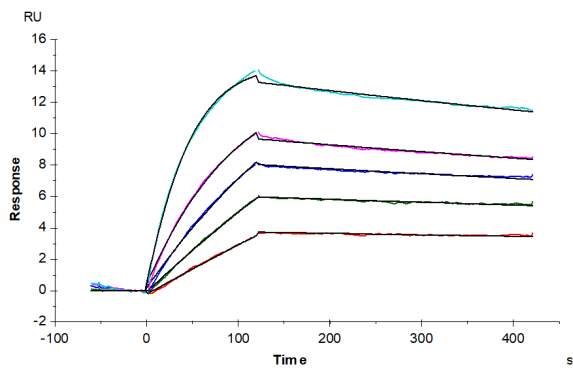


Immobilized Human TNFRSF12A, hFc Tag at 1 $\mu\text{g}/\text{ml}$ (100 $\mu\text{l}/\text{Well}$) on the plate. Dose response curve for Biotinylated Anti-TNFRSF12A Antibody, hFc Tag with the EC50 of 30.8ng/ml determined by ELISA (QC Test).

Log Biotinylated Anti-TNFRSF12A Antibody, hFc Tag Conc. ($\mu\text{g}/\text{ml}$)

Assay Data

SPR Data



Human TNFSF12, hFc Tag immobilized on CM5 Chip can bind Human TNFRSF12A, hFc Tag with an affinity constant of 0.24 nM as determined in SPR assay (Biacore T200).